



Precision Thin Film Chip Resistors

PFC Series

- Standard 60/40 Sn/Pb and Pb-free (RoHS compliant) terminations available
- Available in 0402, 0603, 0805 and 1206
- Tested for COTS applications
- Absolute TCR to $\pm 10\text{ppm}/^\circ\text{C}$
- MIL screening available
- Superior anti-sulfuration characteristics



 All Pb-free parts comply with EU Directive 2011/65/EU (RoHS2)

The TaNFilm® PFC chip resistor series provides the high precision and ultra stable performance of our Tantalum Nitride resistive film system in 0402, 0603, 0805 and 1206 sizes. The unique characteristics of the passivated Tantalum Nitride film ensure long term life stability and reliability in most environments. Qualified for resistance to sulfur bearing gases, the PFC series is an excellent solution for automotive and heavy equipment applications where precision, exceptional reliability with anti-sulfuration characteristics is imperative.

Using the same manufacturing line as the PFC Military Series, these precision chips maintain the same superior environmental performance. Specially selected materials and processes insure initial precision is maintained in the harshest surface mount soldering environment. Wrap-around terminations with leach-resistant nickel barriers insure high integrity solder connections.

Electrical Data

Model	Power Rating (70°C)	Max Voltage Rating ($\leq \sqrt{P \times R}$)	Temperature Range	ESD Sensitivity	Noise	Termination	Substrate
W0402	50mW	75V	-65°C to +150°C	2KV to 4KV (HBM)	<-25dB	100% matte tin (RoHS compliant) plated over nickel barrier	99.5% Alumina
W0603	100mW	75V					
W0805	250mW	100V					
W1206	333mW	200V					

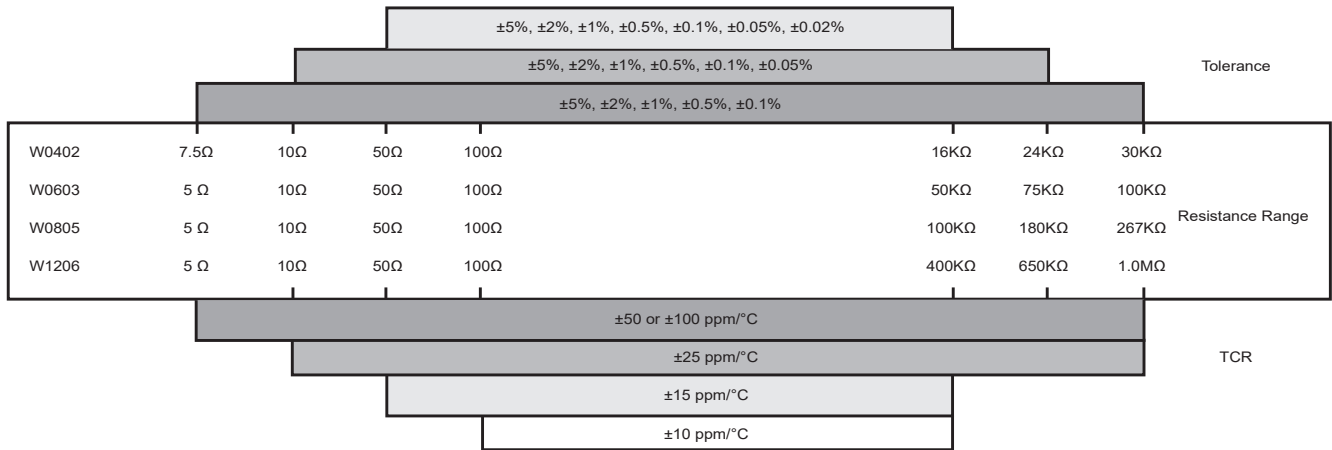
Environmental Data

Environmental Test	Test Method	Performance	
		Typical	Maximum
Sulfuration Test (ASLF terminations only)	ASTM B-809 (Modified) 105°C Dry, 1000 Hours	$\pm 0.02\%$	$\pm 0.05\%$
Thermal Shock	MIL-PRF-55342	$\pm 0.02\%$	$\pm 0.10\%$
Low Temperature Operation	MIL-PRF-55342	$\pm 0.01\%$	$\pm 0.05\%$
Short Time Overload	MIL-PRF-55342	$\pm 0.01\%$	$\pm 0.05\%$
High Temperature Exposure	MIL-PRF-55342	$\pm 0.03\%$	$\pm 0.10\%$
Effects of Solder	MIL-PRF-55342	$\pm 0.01\%$	$\pm 0.10\%$
Moisture Resistance	MIL-PRF-55342	$\pm 0.03\%$	$\pm 0.10\%$
Life	MIL-PRF-55342	$\pm 0.03\%$	$\pm 0.10\%$

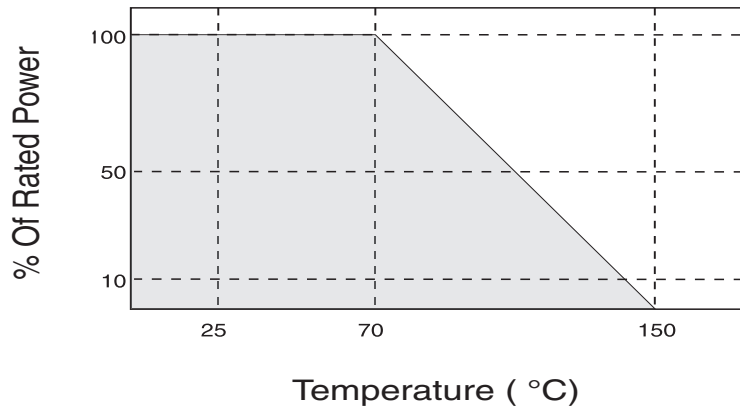
General Note

TT Electronics reserves the right to make changes in product specification without notice or liability. All information is subject to TT Electronics' own data and is considered accurate at time of going to print.

Manufacturing Capabilities Data



Power Derating Curve



Physical Data

Model	L	W	H	a	b
W0402	0.04 ±0.002 (1.02 ±0.05)	0.021 ±0.002 (0.53 ±0.05)	0.012 ±0.003 (0.3 ±0.08)	0.008 ±0.002 (0.2 ±0.05)	0.01 ±0.002 (0.25 ±0.05)
W0603	0.063 ±0.004 (1.6 ±0.1)	0.031 ±0.004 (0.79 ±0.1)	0.02 ±0.004 (0.51 ±0.1)	0.012 ±0.005 (0.3 ±0.13)	0.015 ±0.005 (0.38 ±0.13)
W0805	0.081 ±0.005 (2.06 ±0.13)	0.05 ±0.005 (1.27 ±0.13)	0.02 ±0.006 (0.51 ±0.15)	0.015 ±0.008 (0.38 ±0.2)	0.016 ±0.008 (0.41 ±0.2)
W1206	0.126 ±0.006 (3.2 ±0.15)	0.063 ±0.005 (1.6 ±0.13)	0.024 ±0.004 (0.61 ±0.1)	0.025 ±0.01 (0.64 ±0.25)	0.025 ±0.01 (0.64 ±0.25)

MIL Screened Precision Chip Resistors

IRC's PFC chip resistors are available with MIL screening. These chips are manufactured on the same production line as our Mil-qualified chip resistors and screened in accordance with MIL-PRF-55342.

These chips are identified with IRC's ordering information and not with MIL marking.

General Note

TT Electronics reserves the right to make changes in product specification without notice or liability. All information is subject to TT Electronics' own data and is considered accurate at time of going to print.

Ordering Procedure

This product has two valid part numbers:

European (Welwyn) Part Number: W1206R-01-1K0BI (1206, 100ppm/°C, 1 kilohm ±0.1%, Pb-free)



1	2	3	4	5	6
Type	Size	TCR	Value	Tolerance	Termination & Packing
W=PFC	0402	R-12 = ±10ppm/°C	E24 = 3/4 characters	Q = ±0.02%	I = Pb-free, Standard pack
	0603	R-11 = ±15ppm/°C	E96 = 3/4 characters	A = ±0.05%	
	0805	R = ±25ppm/°C	R = ohms	B = ±0.1%	All sizes 1000/reel
	1206	R-02 = ±50ppm/°C	K = kilohms	D = ±0.5%	
		R-01 = ±100ppm/°C	M = megohms	F = ±1%	
			G = ±2%		
			J = ±5%		

USA (IRC) Commercial Part Number: PFC-W1206LF-01-1001-B (1206, 100ppm/°C, 1 kilohm ±0.1%, Pb-free)



1	2	3	4	5	6	Packing	
Family	Model	Termination	TCR	Value	Tolerance		
PFC	W0402	R = SnPb (60/40)	12 = ±10ppm/°C	3 digits + multiplier	Q = ±0.02%	All sizes 1000/reel	
	W0603	LF = Pb-free (100%Sn)	11 = ±15ppm/°C		R = ohms for values <100 ohms		A = ±0.05%
	W0805	ASLF = Anti-sulfur & Pb-free (100%Sn)	03 = ±25ppm/°C	B = ±0.1%			
	W1206		02 = ±50ppm/°C	D = ±0.5%			
			01 = ±100ppm/°C	F = ±1%			
			G = ±2%				
				J = ±5%			

USA (IRC) Mil Screened Part Number*: PFC-W1206R-05-1001-B (1206, 100ppm/°C, 1 kilohm ±0.1%,)



1	2	3	4	5	6	Packing	
Family	Model	Termination	TCR	Value	Tolerance		
PFC	W0402	R = SnPb (60/40)	16 = ±10ppm/°C	3 digits + multiplier	B = ±0.1%	All sizes 1000/reel	
	W0603		15 = ±15ppm/°C		R = ohms for values <100 ohms		D = ±0.5%
	W0805		14 = ±20ppm/°C	F = ±1%			
	W1206		07 = ±25ppm/°C	G = ±2%			
			06 = ±50ppm/°C	J = ±5%			
			05 = ±100ppm/°C				
			04 = ±300ppm/°C				

General Note

TT Electronics reserves the right to make changes in product specification without notice or liability.
All information is subject to TT Electronics' own data and is considered accurate at time of going to print.